

## Orange County, TX

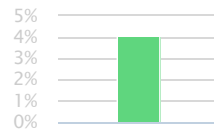
Community Profile

**TOTAL  
POPULATION**  
**85,192**

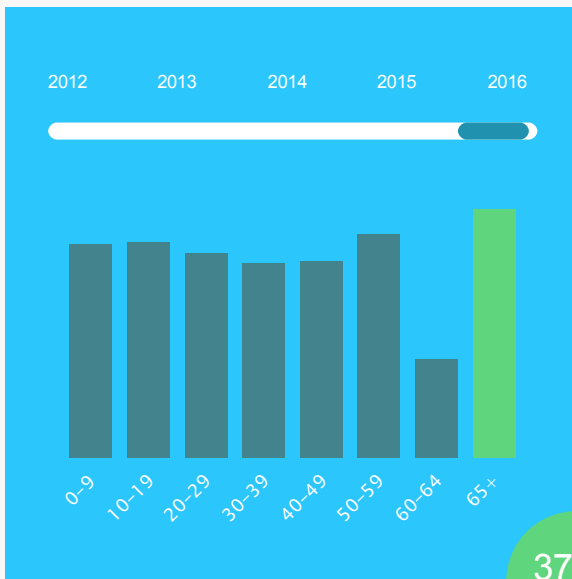
The total population of the County of Orange County is 85,192. The median age is 37.37.



The population in Orange County has grown 4.1% since 2012.



### Age Distribution



49.48%  
Male



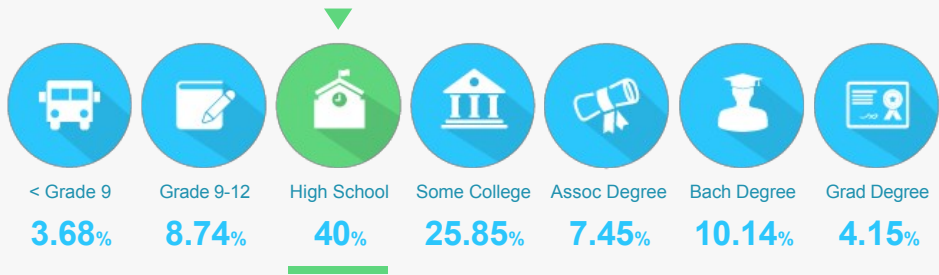
50.52%  
Female



**37.37**  
Median Age

# EDUCATIONAL ATTAINMENT

The majority of the population in Orange County has completed at least a high school degree.



21.74%  
of the population  
has a college degree.



offer Associate's Degree  
or Certificate




offer Bachelor's Degree  
or Higher

# LABOR FORCE

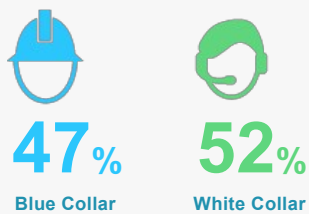
# 39,611

Orange County has a labor force of 39,611 people, with a job growth rate of 0.95% since 2015, and an unemployment rate of 6.6%.

## TOTAL EMPLOYEES



The work distribution of total employees in Orange County is.



## 5 TOP TALENT

Where are the top jobs by occupation?



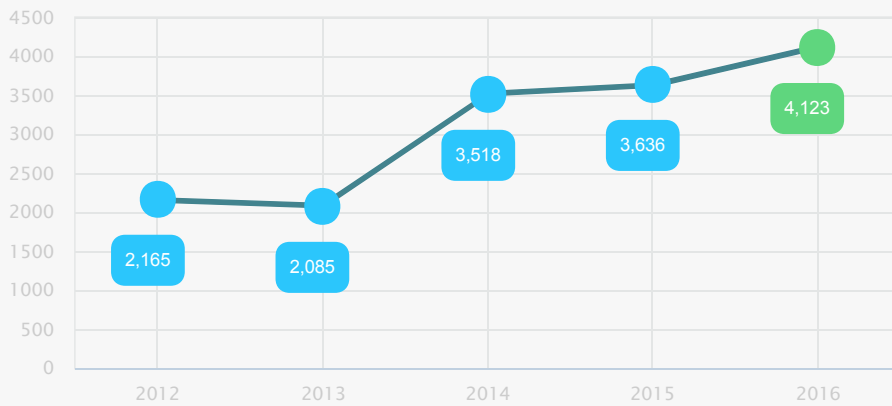

## TOTAL ESTABLISHMENTS

# 2,821

# BUSINESSES AND JOBS

Orange County has a total of 2,821 businesses. In 2016, the leading industries were: Construction, Manufacturing, Retail, Education, and Accommodation and Food Services

Which are the top 5 industries by jobs?



How many employees do businesses in Orange County have?




1-4 Employees	62.74%
5-9 Employees	19.32%
10-19 Employees	8.54%
20-49 Employees	5.74%
50-99 Employees	2.34%
100+ Employees	1.32%

# INCOME AND SPENDING

Workers in Orange County earn a median yearly household income of \$51,232. 42.48% of the households earn more than the national average each year. Household expenditures average \$53,388 per year. The majority of earnings get spent on Shelter, Transportation, Food and Beverages, Health Care, and Utilities.

There are 205% more households who own their homes than there are renters.



MEDIAN  
**HOUSEHOLD  
INCOME**  
**\$51,232**

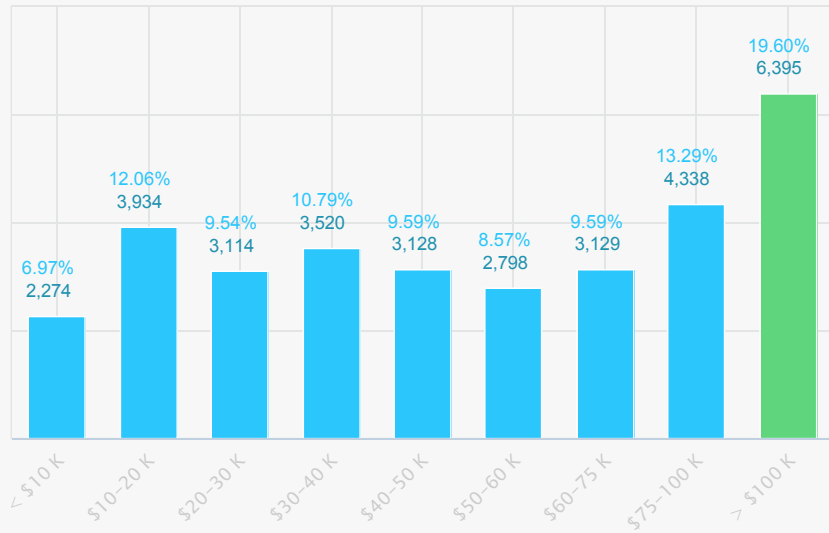
8%

less than the state

9%

less than the nation

Income Distribution



## How do people spend much of their money?

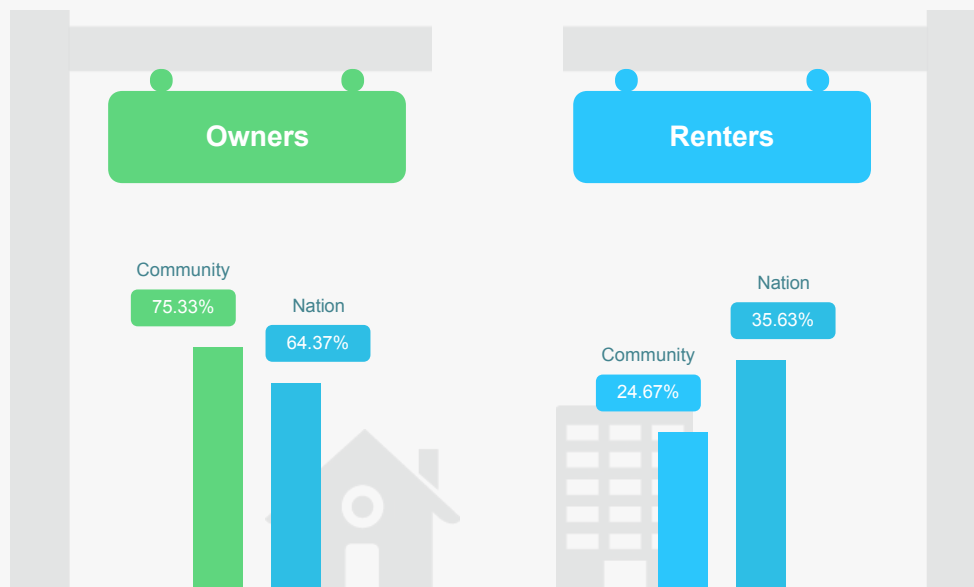
\$ PER HOUSEHOLD



The average household expenditure in Orange County is:

**\$53,388**

## HOUSING



# TRANSPORTATION

Residents spend an average of 22 minutes commuting to work. Orange County is served by 18 airports within 50 miles. Rail can be accessed within the community. Interstates can be accessed within the community.

## Interstate

In Community



1

Airports in Community

18

Airports in Community (+50 miles)



22min.

Commute Travel Time



## Freight Rail

In Community

Orange County, Texas  
Population: 85,192  
**Labor Force Size: 39,611**  
**Bachelors Degree or Higher:**  
14.29%  
Household Median Income: 51,232  
Commute Travel Time: 22

Save to folder  
Full Report  
Labor Force Report  
Demographics Report  
Consumer  
Spending Report  
Wages Report  
Talent Pool Report  
Housing Report  
Regional Data Report

